

## **HOSPITALITY AND CATERING KIT LISTS:**

Choose the course you are studying below to be directed to your kit list.

**Level 1, Level 1.5 and Level 2 Professional Cookery**

**Level 2 Food & Beverage Service**



# Hospitality & Catering Uniform Ordering Guide

Level 1, Level 1.5 and Level 2 Professional Cookery

Welcome to Hospitality & Catering!

Before you start practical sessions, you will need to order your chef uniform and equipment

## What You Need Before College Starts

All students will need:

- ✓ Full chef uniform and equipment
- ✓ A padlock for your locker (a small combination lock is recommended)
- ✓ A refillable water bottle
- ✓ Pens and a notebook for every lesson

There is a water fountain available within the department.

---

## How to Order Your Uniform

### Step 1 – Access the Ordering Website

Visit:

<https://students.russums-shop.co.uk/login>- choose college at the top

or use this QR Code:



### Login Details

**Username:** wntstudent

**Password:** ardm375

## Bursary Students

If you receive financial support through the college bursary:

1. Visit **wnc.ac.uk**
2. Apply for your bursary if you have not already done so.
3. Collect a **Bursary Ordering Form** from Jo Wilson.
4. Complete the form and attach this to your application or send it to the student finance team

If you have any questions about bursary support, please contact: Student finance  
01623 900455 - [studentfinance@wnc.ac.uk](mailto:studentfinance@wnc.ac.uk).

---

## What Is Included in the Essential Course Kit?

You must purchase the **Essential Course Kit**.

This includes:

### Uniform

- 2 Chef Jackets (embroidered with the college logo)
- 2 Pairs of Black Chef Trousers
- 3 Chef Hats (Skull Cap Style)
- 2 White Aprons
- 1 Oven Cloth
- 1 Pair of Protective Chef Shoes

### Equipment

- Professional Knife Set (engraved with your initials) in a knife wallet

### Why Two Sets of Uniform?

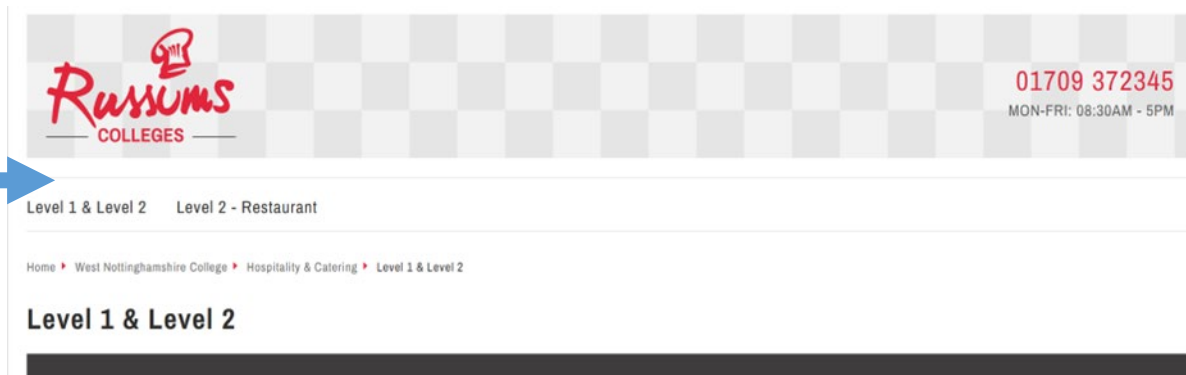
You will need a clean chef uniform for every practical lesson.

One set can be worn while the other is being washed.

## Choosing Your Course

Once logged in, select:

Level 1 & Level 2



You will see two options:

### Essential Course Kit

★ Required for all students

Contains all uniform and equipment needed for the course.

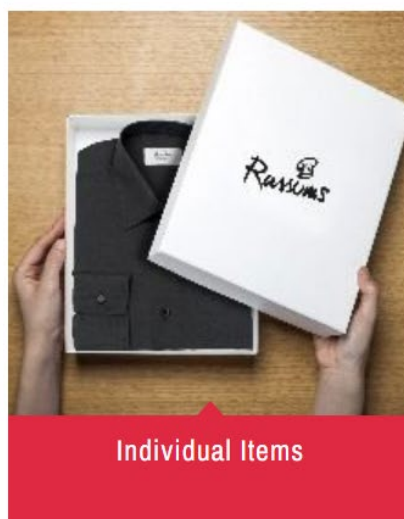
### Individual Items

Optional.

Use this section if you need replacement items or want to buy extras.



Essential Course Kit



Individual Items

## Selecting Sizes

When ordering your uniform:

- Check all sizes carefully.
  - We recommend allowing a little extra room.
  - Kitchen environments can become very warm and comfortable clothing is important.
- 
- 

## Delivery

You can choose where your kit is delivered during the checkout process.

Please ensure your delivery address is correct before placing your order.

---

---

## Need Help?

For support, contact:

**Jo Wilson**

[jo.wilson@wnc.ac.uk](mailto:jo.wilson@wnc.ac.uk) 01623 900344 (please note I will not be available part of July and August due to annual leave, but will respond to messages asap)

We look forward to welcoming you to Hospitality & Catering!

# Hospitality & Catering Uniform Ordering Guide

## Level 2 Food & Beverage Service

Welcome to Hospitality & Catering!

Before you start practical sessions, you will need to order your uniform

## What You Need Before College Starts

All students will need:

- ✓ Full uniform purchase aprons & waiter gloves

You must provide your **own** black trousers or knee length skirt & tights, black socks, long sleeve black shirt will need 2, black flat comfortable shoes

- ✓ A padlock for your locker (a small combination lock is recommended)
- ✓ A refillable water bottle
- ✓ Pens and a notebook for every lesson

There is a water fountain available within the department.

---

## How to Order Your Uniform

### Step 1 – Access the Ordering Website

Visit:

<https://students.russums-shop.co.uk/login>- choose college at the top

or use this QR Code:



### Login Details

**Username:** wntstudent **Password:** ardm375

## Bursary Students:

To apply for financial support through the college bursary:

1. Visit **wnc.ac.uk**
2. Apply for your bursary if you have not already done so.
3. Collect a **Bursary Ordering Form** from Jo Wilson.
4. Complete the form and attach this to your application (can be done by photo) or send it to the student finance team

---

## What Is Included in the Essential Course Kit?

You must purchase the **Essential Course Kit**.

This includes:

### Uniform

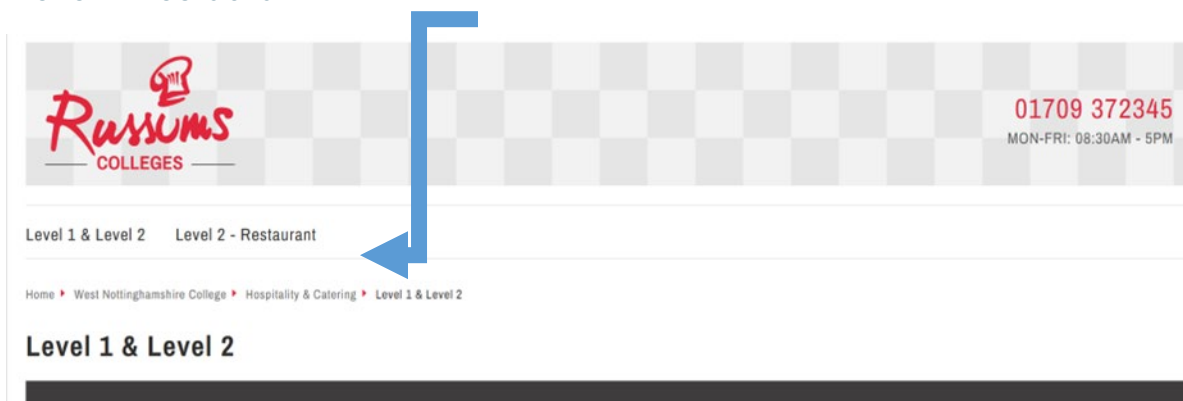
- 2 Aprons Jackets (embroidered with the college logo)
- 2 Pairs of Waiters gloves



## Choosing Your Course

Once logged in, select:

### Level 2 Restaurant



You will see two options:

## Essential Course Kit

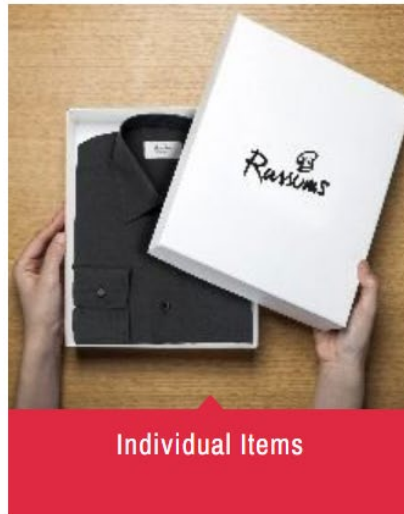
★ Required for all students

Contains all uniform and equipment needed for the course.

## Individual Items

Optional

Use this section if you need replacement items or want to buy extras.



---

## Delivery

You can choose where your kit is delivered during the checkout process.

Please ensure your delivery address is correct before placing your order.

---

## Need Help?

- If you have any questions about bursary support, please contact: Student finance 01623 900455 - [studentfinance@wnc.ac.uk](mailto:studentfinance@wnc.ac.uk)

Other enquiries: For support, contact:

**Jo Wilson**- [jo.wilson@wnc.ac.uk](mailto:jo.wilson@wnc.ac.uk) 01623 900344 (please note I will not be available part of July and August due to annual leave, but will respond to messages asap)

We look forward to welcoming you to Hospitality & Catering!